

The President Water Softener System

Owner's Guide



American Home Water, Inc.



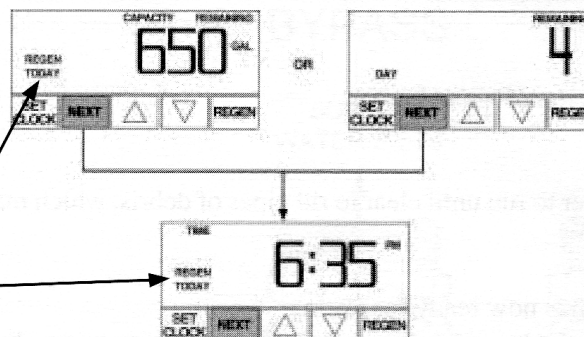
Questions? Call (602) 993-0083

The President can go without power for about 8hrs without losing the time setting. No other programming is lost during an extended power outage. Your system requires no Maintenance other than adding salt or potassium, and being sure the time reading is right. No permanent damage occurs even if you neglect to put in the salt , but you won't get soft water without it.

GENERAL OPERATION

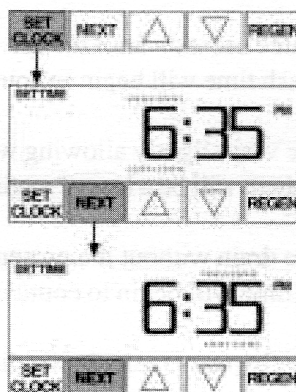
When the system is operating one of two displays will be shown. Time of day will be one choice, gallons of treated water available or days until the next regeneration will be the other choice. Pressing "NEXT" will toggle between the two choices.

REGEN TODAY will show if a regeneration is expected "Tonight."



TO SET TIME OF DAY

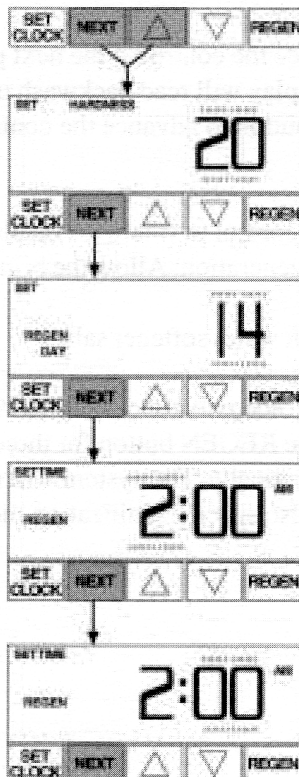
In the event of a prolonged power outage, time of day flashes, indicating that this needs to be reset. All other information will be stored in memory no matter how long the power outage. Please complete the steps as shown to the right. To access this mode, press "SET CLOCK."



1. Accessed by pressing "SET CLOCK."
2. Adjust hours with up and down arrows, AM/PM toggles at 12.
3. Press "NEXT."
4. Adjust minutes with up and down arrows.
5. Press "NEXT" to complete and return to normal operation.

ADJUST HARDNESS, DAYS BETWEEN REGENERATIONS, OR TIME OF REGENERATION

For initial set-up or to make adjustments, please complete the steps as shown to the right. Access this mode by pressing "NEXT" and "Δ" simultaneously. **NOTE:** Hardness display shows "nA-" if used as a filter. If other displays do not appear, refer to manual.



1. Accessed by pressing "NEXT" and up arrow simultaneously.
2. Adjust hardness using up and down arrows.
3. Press "NEXT."
4. Adjust days between regenerations using up and down arrows.
5. Press "NEXT."
6. Adjust time of regeneration hours with up and down arrows, AM/PM toggles at 12.
7. Press "NEXT."
8. Adjust time of regeneration minutes with up and down arrows.
9. Press "NEXT" to complete and return to normal operation.

MANUAL REGENERATION

NOTE: For softeners, if brine tank does not contain salt, fill with salt and wait at least 2 hours before regeneration.

If you need to initiate a manual regeneration, either immediately, or tonight at the preprogrammed time for regeneration (typically 2:00 AM), complete the following steps.

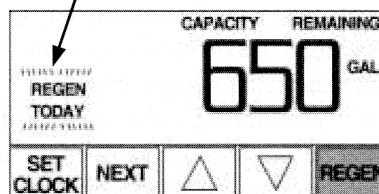
For Immediate Regeneration:

Press and hold "REGEN" until valve motor starts (typically 3 seconds).

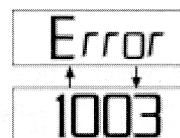
For Regeneration Tonight:

Press and release "REGEN" (notice that flashing "REGEN TODAY" appears).

REGEN TODAY will flash if a regeneration is expected "Tonight."



If the display toggles between "Error" and an error code (i.e. a number), call a service technician and report the error code.

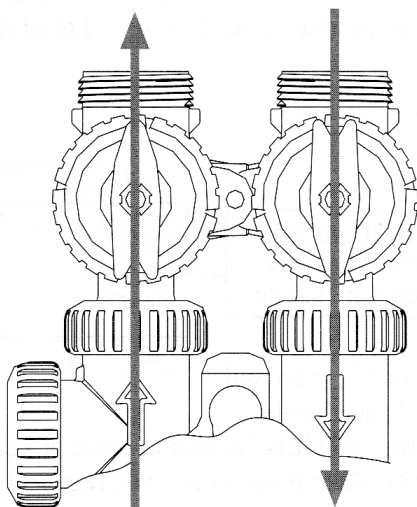


To shut-off water to the system, please position arrow handles as shown in the bypass operation diagram below. If your valve doesn't look like the diagram below, contact your service technician for instructions on how to shut-off water.

NORMAL OPERATION

Treated
Water Exits

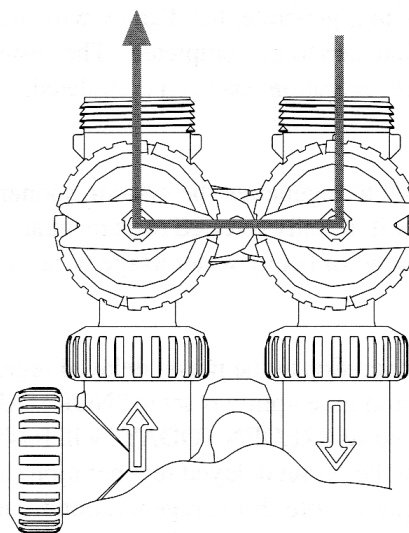
Supply Water
Enters



BYPASS OPERATION

Supply Water
Exits

Supply Water
Enters



The President is compatible with salt or potassium. For most residential installations we recommend only keeping the salt tank about half way full, maximum. The system will continue to work even when the salt is way below the water level in your salt tank.

Questions? Call (602) 993-0083

To see the benefits of soft water visit:
americanhomewater.com